



ST HELENS
BOROUGH COUNCIL

COUNCIL TAX INFORMATION

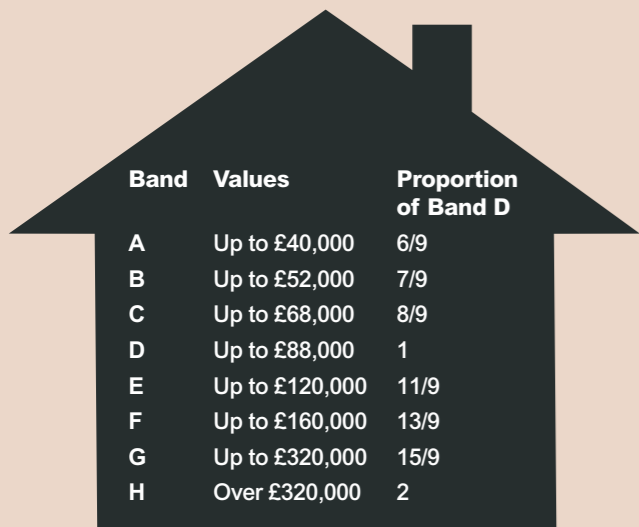
2023/24



CONTENTS

1. THE COUNCIL'S BUDGET	3
2. COUNCIL TAX CHARGES	5
3. MERSEYSIDE RECYCLING AND WASTE AUTHORITY (MRWA)	6
4. ENVIRONMENT AGENCY	7
5. LIVERPOOL CITY REGION - METRO MAYOR AND COMBINED AUTHORITY	9
6. THE POLICE AND CRIME COMMISSIONER FOR MERSEYSIDE	13
7. MERSEYSIDE FIRE AND RESCUE AUTHORITY	17
8. HELP AND SUPPORT	19

1. THE COUNCIL'S BUDGET



The Council Tax you pay depends on the valuation your property has been given by the Valuation Office Agency. The amount payable is based on the market value of the property as of 1 April 1991.

Your Council Tax bill tells you which band applies to your home.

The amount of Council Tax charge for each band depends upon the tax set for band D and is calculated using the proportions shown.

Adult Social Care Precept

In 2015 the Government created the Adult Social Care Precept which allowed councils who provide Social Care to Adults to increase their share of Council Tax by a specified amount each year. Government announced that for the year 2023/24 councils would be allowed to increase this by up to 2%.

The income generated from this charge is ring-fenced, meaning it can only be used for Adult Social Care services.

	2022/23	2023/24	Increase
Amount met from Council Taxpayer	£86.649m	£91.019m	5.04%
Council Tax Base (Band D equivalents)	53,290	53,317	
Band D Council Tax	£1,625.99	£1,707.13	4.99%

If you live in a Parish that charges a precept, your Council Tax will be higher. Please see Section 2 for details.

THE BASIC COUNCIL TAX FOR A BAND D PROPERTY HAS BEEN SET AT:



Not all Council Tax collected pays for council services. It also supports Police, the Combined Authority and the Fire and Rescue Authority too.

BASIC COUNCIL TAX PAYABLE FOR 2023/24

Band	St Helens (£)	Police (£)	Fire (£)	CA (£)	Total (Non-Parish) (£)
A	1,138.09	167.98	59.07	12.67	1,377.81
B	1,327.77	195.98	68.92	14.78	1,607.45
C	1,517.45	223.97	78.76	16.89	1,837.07
D	1,707.13	251.97	88.61	19.00	2,066.71
E	2,086.49	307.96	108.30	23.22	2,525.97
F	2,465.85	363.96	127.99	27.44	2,985.24
G	2,845.22	419.95	147.68	31.67	3,444.52
H	3,414.26	503.94	177.22	38.00	4,133.42

For 2023/24, the Government requires St Helens Borough Council to hold a referendum with local residents if it proposes to increase Council Tax by 5% or more. Therefore, no referendum is required.

Revenue Spending 2023/24

Our total 2023/24 budget is **£477.5m** (Gross Revenue Expenditure).

In 2022/2023 the equivalent amount was **£450.7m**.

The change in Gross Revenue Expenditure is due to a number of cost pressures, additional spend funded by non-Council Tax sources and savings made for 2023/24.

+£4.3m	DEMAND/COST PRESSURES
+£11.9m	PAY AND NATIONAL LIVING WAGE INFLATION
+£1.1m	PENSION COSTS INCREASES
+£9.3m	PRICE INFLATION INCLUDING ADDITIONAL ENERGY COSTS
+£10.8m	ADDITIONAL SPEND FUNDED BY GRANTS
-£10.7m	SAVINGS

2. COUNCIL TAX CHARGES

The table below shows the amount of Council Tax you will pay dependent on which area of the Borough you live in.

COUNCIL TAX CHARGES 2023/24								
Band	A	B	C	D	E	F	G	H
	£	£	£	£	£	£	£	£
Bold	1,386.15	1,617.18	1,848.19	2,079.22	2,541.26	3,003.31	3,465.37	4,158.44
Rainford	1,395.92	1,628.58	1,861.22	2,093.88	2,559.18	3,024.49	3,489.80	4,187.76
Eccleston	1,391.10	1,622.96	1,854.79	2,086.65	2,550.34	3,014.04	3,477.75	4,173.30
Windle	1,386.11	1,617.13	1,848.14	2,079.16	2,541.19	3,003.22	3,465.27	4,158.32
Rainhill	1,390.00	1,621.68	1,853.33	2,085.00	2,548.32	3,011.66	3,475.00	4,170.00
Billinge	1,394.96	1,627.46	1,859.94	2,092.44	2,557.42	3,022.41	3,487.40	4,184.88
Seneley Green	1,409.34	1,644.23	1,879.11	2,114.00	2,583.77	3,053.55	3,523.34	4,228.00
All other parts of the council's area	1,377.81	1,607.45	1,837.07	2,066.71	2,525.97	2,985.24	3,444.52	4,133.42
Adult Social Care Precept (included above)	149.47	174.38	199.29	224.20	274.02	323.84	373.67	448.40

3. MERSEYSIDE RECYCLING AND WASTE AUTHORITY (MRWA)

We are the public body responsible for dealing with household waste and recycling once it's been collected from your home.

Using the latest technology, we aim to make sure as much waste as possible is sustainably managed. Our Energy from Waste facility in Wilton diverts the majority of Merseyside's non-recycled waste from landfill – and in the process saves more than £100m in current landfill disposal costs over the life of its contract.

We work hard to encourage Merseyside's householders to use less in the first place and, through our 14 Household Waste Recycling Centres and District Council kerbside collections, to recycle as much as they can. Last year, 36.6% of Merseyside's household waste was reused, recycled and composted. Recycling, alongside our waste prevention work and involvement with community projects, can help us all contribute to fighting climate change.

You can read more about our work at www.merseysidewda.gov.uk.

The Levy for St Helens Borough Council for 2023/24 will be £8,878,268.

FINANCIAL SUMMARY

A comparison of Expenditure and Income for 2022/23 and 2023/24 is as follows.

	2022/23	2023/24
	£M	£M
Total Net Expenditure	82.115	82.373
Contribution to Reserves	0	0
Total Requirement	82.115	82.373
Use of Reserves	-3.126	-3.480
Levy	78.989	78.893
Levy per head (Merseyside)	£55.07	£55.43



MERSEYSIDE RECYCLING & WASTE AUTHORITY

For more information contact:
 Merseyside Recycling and Waste Authority
 7th Floor
 No.1 Mann Island
 Liverpool
 L3 1BP
 Tel: **0151 255 1444**
 E-mail: enquiries@merseysidewda.gov.uk
 Web: www.merseysidewda.gov.uk
www.recycleright.org.uk
www.zerowastelcr.com

4. ENVIRONMENT AGENCY

The Environment Agency is a levying body for its Flood and Coastal Erosion Risk Management Functions under the Flood and Water Management Act 2010 and the Environment Agency (Levies) (England and Wales) Regulations 2011.

The Environment Agency has powers in respect of flood and coastal erosion risk management for 6500 kilometres of main river and along tidal and sea defences in the area of the North West Regional Flood and Coastal Committee.

Money is spent on the construction of new flood defence schemes, the maintenance of the river system and existing flood defences together with the operation of a flood warning system and management of the risk of coastal erosion. The financial details are:

NORTH WEST REGIONAL FLOOD AND COASTAL COMMITTEE		
	2022/23 '000s	2023/24 '000s
Gross Expenditure	£132,090	£125,035
Levies Raised	£4,283	£4,412
Total Council Tax Base	2,208	2,248

The majority of funding for flood defence comes directly from the Department for the Environment, Food and Rural Affairs (Defra). However, under the new Partnership Funding rule not all schemes will attract full central funding. To provide local funding for local priorities and contributions for partnership funding the Regional Flood and Coastal Committees

recommend through the Environment Agency a local levy.

A change in the gross budgeted expenditure between years reflects the programme of works for both capital and revenue needed by the Regional Flood and Coastal Committee to which you contribute. The total Local Levy raised by this committee has increased by 3.0%

The total Local Levy raised has increased from £4,283,391 in 2022/2023 to £4,411,893 for 2023/2024.



5. LIVERPOOL CITY REGION - METRO MAYOR AND COMBINED AUTHORITY

Being a member of the Liverpool City Region means that St Helens residents can reap the benefits of devolved, local leadership - capturing opportunities that may previously have been out of reach and accessing funding only obtainable to areas with Combined Authority status.

As your elected Mayor, Steve Rotheram is committed to building a fairer, more equal future for the 1.6 million people who call our area home, where no one is left behind.

In what has been an incredibly challenging year for many households, Mayor Rotheram has made it his priority to ensure that families in our area feel protected from the worst impacts of the cost-of-living crisis.

Putting our residents first, the Mayor is **freezing the Mayoral precept for the fourth year running so that households in St Helens will continue to pay the lowest rates in the country.**

In accordance with the Liverpool City Region Combined Authority's (Finance) Order 2017, the Mayor is seeking to set a precept for 2023/24 of £19 per Band

D property. **Most council tax payers across the city region will pay a Band A Council Tax rate of £12.67 per year - around £1.05 per month.**

From the Mayor's Young Person's Guarantee, which promises all of our young people a job, training or apprenticeship, to Housing First, a radical new approach to helping the homeless, we are leading the way in building a fairer, more inclusive local economy.

To date thousands of our most vulnerable families have been helped to save hundreds of pounds a month on their energy bills as a result of Mayor Rotheram's £60m retrofitting programme - with many families given a chance to get on the property ladder in quality, affordable homes in Moss Nook and Thatto Heath through his Brownfield Land Fund.

The Mayor's interventions have created more than **10,000 new jobs and 7,000 apprenticeships**, with **£24m awarded for the Parkside Interchange Project and £9m for Glass Futures**, a global centre of excellence based in St Helens.

More than **£50m has also been invested in local schools and colleges**, with hundreds of long-term unemployed people supported through Households into Work.

The Mayor wants to build an integrated London-style public transport network that makes it cheaper, faster, cleaner and more reliable to get around - starting with the cost of a single adult bus journey being cut to just £2 and unlimited bus travel for under 18s (My Ticket) capped at £2.20 a day for the next two years.

Alongside proposals to improve the region's bus network, giving local leaders greater say over fares, routes and timetables, there has been multi-million pound investment in new publicly-owned hydrogen buses which will begin to operate on the 10A route in 2023 - with ambitious plans for further investment in a zero emission bus fleet.

A total of **£60m has been awarded to improve Newton-le-Willows and Lea Green stations**, with £50m invested in active travel infrastructure across the

region - including the new CYCLOPS junction in Lea Green.

Ensuring the next generation inherits a greener, cleaner Liverpool City Region is a key priority for the Mayor - under his plans, we will hit net zero carbon by 2040 at the latest, at least a decade before national government targets. Our pioneering work on Mersey Tidal Power, which has the potential to generate enough renewable energy to power 1m homes and create thousands of local jobs and training opportunities, will have a big role to play in helping our city region hit its targets.



Steve Rotheram
Liverpool City Region
Metro Mayor



METRO MAYOR
LIVERPOOL CITY REGION

2022/23 £'000		2023/24 £'000
205,569	Gross Expenditure	231,186
(96,426)	Income and Specific Grants	(116,655)
(99,352)	Income from Levy	(102,283)
(1,909)	Contributions from Reserves	(4,190)
7,882	Council Tax Requirement	8,058
414,832	Tax Base	424,133
£19.00	Band D Equivalent	£19.00

The movement in the gross expenditure budget is detailed below.

	£'000
Gross Expenditure 2022/23	205,569
Net Change in Revenue Grant Funded Activity	17,856
Inflationary Pressures	8,643
Increase in Transport Contractual Costs	1,658
Savings Identified	(5,616)
Increase in Net Debt Servicing Cost	3,076
Gross Expenditure 2023/24	231,186

For more information, visit: www.liverpoolcityregion-ca.gov.uk

Transport Funding

The LCRCAs transport responsibilities are funded through transport levies across each of the six councils. This funds concessionary travel, subsidised bus services, the Mersey Ferries and a range of other services.

The transport levy 2023/24 for each of the Merseyside Councils within the LCRCAs is:

	Transport Levy 2022/23 £'000	Transport Levy 2023/24 £'000
Knowsley	10,563	11,138
Liverpool	34,669	34,821
Sefton	19,111	20,102
St Helens	12,545	13,180
Wirral	22,464	23,042
Total	99,352	102,283

Please note that, for historical and legal reasons, Halton Borough Council currently provide transport activities directly within the boundaries of the borough of Halton.

This is funded through a differential transport levy collected by Halton on behalf of the LCRCAs which will be £3.3m for 2023/24.



Mayor Steve Rotheram

Mayor of the Liverpool City Region



Mr John Fogarty, B.A. Hons, C.P.F.A.

Executive Director of Corporate Services:
Liverpool City Region Combined Authority



6. THE POLICE AND CRIME COMMISSIONER FOR MERSEYSIDE

Setting a balanced budget is one of my most important responsibilities. It is my job to ensure Merseyside Police has the money it needs to keep our communities safe and is in the strongest possible position for the year ahead. In the face of soaring inflation and costs this has been no easy task. The financial position is extremely challenging and has required careful planning and will require the Chief Constable to continue to make savings.

While I was extremely reluctant to ask taxpayers to contribute a little extra to support their police service, I am grateful to have had the support of local people, through my precept consultation, and that of the body which scrutinises my work, the Police and Crime Panel to increase the Council Tax precept. Even with this hugely valuable contribution there still remains a significant budget gap.

HOW THE MONEY IS SPENT

DESCRIPTION	2022/23 £m	2023/24 £m
Police Officer Pay	199.138	203.330
Police Pensions	55.631	51.116
Police Staff Pay	79.694	87.244
Police Staff Pensions	11.429	11.430
Office of the Police & Crime Commissioner	1.427	1.539
PCC Controlled Expenditure	7.123	9.831
Other	59.092	68.633
Gross Expenditure	413.534	433.123

HOW OUR SPENDING HAS CHANGED:

GROSS EXPENDITURE 2022/23	£m 413.534
Allowance for Pay Inflation	12.234
Full Year Effect of 2022 pay award above original budget	4.224
Allowance for Price Inflation	3.317
Impact of Price Inflation above 2022/23 Budget	2.064
Net Committed Growth (Savings)	(2.250)
GROSS EXPENDITURE 2023/24	433.123

In order to bridge this gap, the Chief Constable has agreed to make savings and I plan to utilise reserves and one-off funding to balance the remaining budget. Setting a balanced budget in this way will protect the police service during 2023/24, ensuring that police officer, PCSOs and police staff jobs are protected. Despite all of this, further savings will need to be made in future years if additional funding cannot be secured. Despite protecting police officer numbers, Merseyside Police is still 450 officers short of the number it had in 2010, before the Government's austerity programme.

I am focused on doing everything possible to help protect Merseyside Police and to get it back to its former strength. I promise I will continue to lobby Ministers at every chance I get to provide the funding for those missing officers, and I will also work to secure extra funding and grants for our region wherever I can. I will also hold the Chief Constable to account to ensure we maximise every penny of the budget delivering on the shared priorities set out in my Police and Crime Plan to keep you safe.

Thank you for playing a vital role in helping us to protect our police service.

WHERE THE MONEY COMES FROM

SOURCE	2022/23 £m	2023/24 £m
Police General Grant	(286.573)	(287.568)
Council Tax Grants	(15.641)	(15.641)
Council Tax Requirement	(89.812)	(97.737)
Collection Fund Deficit / (Surplus)	(0.472)	(0.368)
Specific Government Grants	(15.994)	(23.433)
Income	(2.790)	(3.172)
Net Contribution to/(from) Reserves	(2.252)	(5.204)
Total Funding	(413.534)	(433.123)



Emily Spurrell
Police and Crime Commissioner for Merseyside

Office of the Police and Crime Commissioner for Merseyside
Mather Avenue Training Centre, 224 Mather Avenue, Liverpool
L18 9TG

Tel: 0151 777 5155

Email: info@merseysidepcc.info

www.merseysidepcc.info

THE POLICE AND CRIME COMMISSIONER (PCC) FOR MERSEYSIDE

WHY HAS COUNCIL TAX CHANGED?

	£m
Council Tax Requirement 2022/23	(89.812)
Increase in tax base	(2.107)
Increase in Band D Equivalent	(5.818)
Council Tax Requirement 2023/24	(97.737)

2022/23		2023/24		INCREASE
379,001	Tax base (Band D equivalent properties)	387,892		8,891
£236.97	Band D Equivalent Charge	£251.97		£15.00

YOUR CONTRIBUTION 2023/24:

Tax Band A*	£167.98	*majority of taxpayers on Merseyside
Tax Band B	£195.98	
Tax Band C	£223.97	
Tax Band D	£251.97	
Tax Band E	£307.96	
Tax Band F	£363.96	
Tax Band G	£419.95	
Tax Band H	£503.94	

INCREASE FROM 2022/23:

£10.00
£11.67
£13.33
£15.00
£18.33
£21.67
£25.00
£30.00



7. MERSEYSIDE FIRE AND RESCUE AUTHORITY

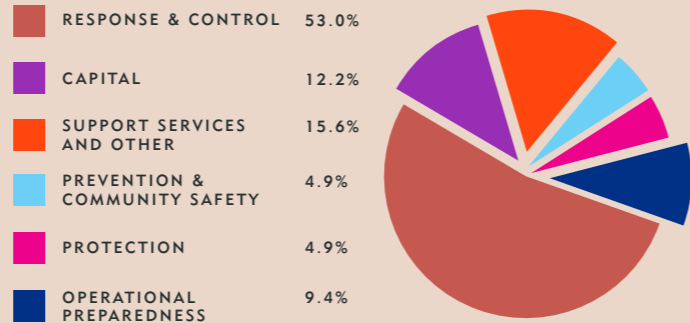
Precept Information 2023/2024

The Authority must ensure it has the resources to meet the demands placed on its services. The Authority has set a budget in response to emergent and foreseeable risk from fire and other emergencies, particularly the services ability to respond to large and/or protracted incidents, as well as the need to enhance protection functions in the light of the Grenfell Tower fire, the Manchester terror attack and other major incidents.

The Authority has secured significant re-investment back into the organisation in recent years, particularly in frontline response and protection services. The Authority continues to increase investment in the Service and the 2023/2024 budget includes an additional £0.7m for frontline resilience, firefighter safety, and support for operational services. The Authority capital programme looks to invest £55m in the Service's infrastructure by 2027/2028, and this will ensure firefighters have the best equipment to respond to a variety of risks to keep the Merseyside community safe. The ongoing investment the Authority has made in the Service and the benefits this brings to the Merseyside community, were reflected in the last HMICFRS inspection evaluation. The Authority scored an unprecedented three 'Outstanding' judgements across the eleven sub themes for its work preventing fires and other emergencies, its response to major and multi-agency incidents, and for making the best use of its resources.

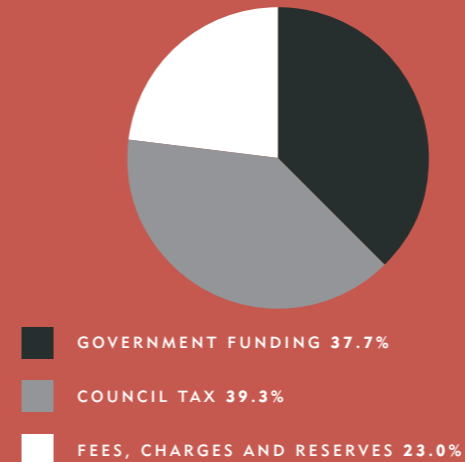
How The Money Is Spent

Approximately 72% of the Authority's 2023/2024 budget remains committed to delivering Operational Response, Protection and Preventative frontline services, as these functions have been recognised as priority areas by the public following extensive consultation. The costs associated with funding capital investment account for 12%, and relate to investment in frontline activities such as fire stations, fire appliances and operational equipment. The remaining 16% is on support services, of which a significant proportion relates to essential frontline service support such as insurance of vehicles and premises, the vehicle maintenance workshop, and ICT costs.



How We Are Funded

The Authority's 2023/2024 Gross Budget is £88m and the graph below outlines how this is funded.



The Authority set a Council Tax requirement of £34.371m for 2023/2024 and a Council Tax for a Band D property of £88.61, a 6% increase on the 2022/2023 figure of £83.61. By increasing the council tax charge, it allows the Authority to maintain the investment in frontline services and fund the further investment planned in 2023/2024. Most council taxpayers in Merseyside will pay Band A Council Tax of £59.07 about 16p per day towards their Fire and Rescue Service. The Authority has issued a precept on the five Merseyside District Councils of £34.371m,

COUNCIL TAX CHARGE

The Council Tax for a Band D property has been set at:

	£M	COUNCIL TAX FOR A BAND D PROPERTY
Gross Budget	88.186	
Income & Specific Grants	(13.948)	
Net Use of Reserves	(6.317)	
Net Budget Requirement	67.921	
Government Settlement Funding (less Local Business Rates Adjustment)	(33.249)	
Council Tax/Business Rates Collection Fund Surplus	(0.301)	
Council Tax Requirement	34.371	
Tax Base		387,892.01
Band D Equivalent		£88.61

St Helens contribution to expenditure financed by precept is **£4.724m**, which represents **13.8%** of the total precept.

Contact Us

Ian Cummins, CIPFA, Director of Finance and Procurement, Merseyside Fire and Rescue Authority, Fire and Rescue Service Headquarters, Bridle Road, Bootle, Liverpool, L30 4YD
iancummins@merseyfire.gov.uk

HELP KEEP COUNCIL COSTS DOWN



Manage your Council Tax online

Sign up for e-billing and help the council cut down on costly paperwork, visit:

www.sthelens.gov.uk/counciltax



Contact the council and make payments online

Online transactions are more efficient and cost effective for the council. The self-service section of our website is available for fast and easy access to council services, visit:

www.sthelens.gov.uk/pay



Recycle more

Recycling helps protect our environment and reduces costs. Find out more on:

www.sthelens.gov.uk/recycling

WAYS WE CAN HELP



Energy Savings

Our Affordable Warmth team can help reduce your energy usage and save on your gas and electricity bills. Find out more at:

www.sthelens.gov.uk/saveenergy



Work and Employment

If you are currently unemployed and would like advice or support about getting back into work call the 'Ways to Work' team on: **01744 676131**, or email: waystowork@sthelens.gov.uk



Money Advice

If you are having problems paying your Council Tax contact us immediately. Please visit: www.sthelens.gov.uk/counciltax Or call us on: **01744 675255**



Cost of Living Support

With the cost of living on the rise, find out what financial assistance and other support is available to residents at:

www.sthelens.gov.uk/sthelenstogether

JOIN IN THE CONVERSATION

Follow [@sthelenscouncil](https://twitter.com/sthelenscouncil) on Twitter and search **St Helens Borough Council** on Facebook and Instagram.



ST HELENS
BOROUGH COUNCIL

Contact Centre

Wesley House
Corporation Street
St Helens
WA10 1HF

Tel: 01744 676789

→ www.sthelens.gov.uk/contactus

Please contact us to request translation of council information into Braille, audio tape or a foreign language.