



ST HELENS  
BOROUGH COUNCIL

# COUNCIL TAX INFORMATION

2024/25

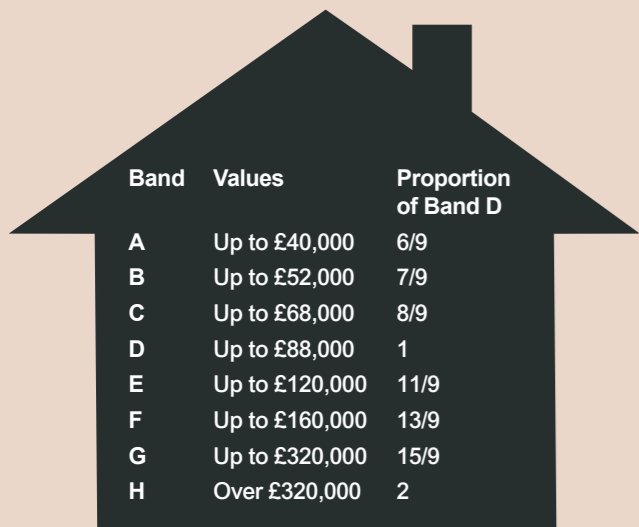


## CONTENTS

1. THE COUNCIL'S BUDGET	3
2. COUNCIL TAX CHARGES	5
3. MERSEYSIDE RECYCLING AND WASTE AUTHORITY (MRWA)	6
4. ENVIRONMENT AGENCY	7
5. LIVERPOOL CITY REGION - METRO MAYOR AND COMBINED AUTHORITY	9
6. THE POLICE AND CRIME COMMISSIONER FOR MERSEYSIDE	13
7. MERSEYSIDE FIRE AND RESCUE AUTHORITY	17
8. HELP AND SUPPORT	19



# 1. THE COUNCIL'S BUDGET



The Council Tax you pay depends on the valuation your property has been given by the Valuation Office Agency. The amount payable is based on the market value of the property as of 1 April 1991.

Your Council Tax bill tells you which band applies to your home.

**The amount of Council Tax charge for each band depends upon the tax set for band D and is calculated using the proportions shown.**

### Adult Social Care Precept

In 2015 the Government created the Adult Social Care Precept which allowed councils who provide Social Care to Adults to increase their share of Council Tax by a specified amount each year. Government announced that for the year 2024/25 councils would be allowed to increase this by up to 2%.

The income generated from this charge is ring-fenced, meaning it can only be used for Adult Social Care services.

	2023/24	2024/25	Increase
Amount met from Council Taxpayer	£91.019m	£95.819m	5.27%
Council Tax Base (Band D equivalents)	53,317	53,461	
Band D Council Tax	£1,707.13	£1,792.31	4.99%

If you live in a Parish that charges a precept, your Council Tax will be higher. Please see Section 2 for details.

## THE BASIC COUNCIL TAX FOR A BAND D PROPERTY HAS BEEN SET AT:



Not all Council Tax collected pays for council services. It also supports Police, the Combined Authority and the Fire and Rescue Authority too.

BASIC COUNCIL TAX PAYABLE FOR 2024/25 (NON-PARISH)					
Band	St Helens (£)	Police (£)	Fire (£)	CA (£)	Total (£)
A	1,194.88	176.65	60.83	12.67	1,445.03
B	1,394.02	206.09	70.97	14.78	1,685.86
C	1,593.16	235.53	81.11	16.89	1,926.69
D	1,792.31	264.97	91.25	19.00	2,167.53
E	2,190.60	323.85	111.53	23.22	2,649.20
F	2,588.89	382.73	131.81	27.44	3,130.87
G	2,987.18	441.62	152.08	31.67	3,612.55
H	3,584.62	529.94	182.50	38.00	4,335.06

For 2024/25, the Government requires St Helens Borough Council to hold a referendum with local residents if it proposes to increase Band D Council Tax by 5% or more. Therefore, no referendum is required.

## Revenue Spending 2024/25

Our total 2024/25 budget is **£515.1m** (Gross Revenue Expenditure).

In 2023/24 the equivalent amount was **£477.5m**.

**The change in Gross Revenue Expenditure is due to a number of cost pressures, additional spend funded by non-Council Tax sources and savings made for 2024/25.**

ADDITIONAL SCHOOL SPEND FUNDED BY GRANTS	£17.4M
ADDITIONAL SPEND FUNDED BY GRANTS AND CONTRIBUTIONS (EXCLUDING SCHOOLS)	£7.1M
DEMAND/COST LED PRESSURES	£10.0M
PAY INFLATION	£5.4M
PRICE INFLATION	£7.1M
<b>SAVINGS</b>	<b>£-9.4M</b>

## 2. COUNCIL TAX CHARGES

The table below shows the amount of Council Tax you will pay dependent on which area of the Borough you live in.

COUNCIL TAX CHARGES 2024/25								
Parts of the Council's Area	Valuation Band							
	A	B	C	D	E	F	G	H
	£	£	£	£	£	£	£	£
Bold	1,453.54	1,695.78	1,938.03	2,180.29	2,664.80	3,149.30	3,633.82	4,360.58
Rainford	1,463.14	1,706.99	1,950.84	2,194.70	2,682.41	3,170.12	3,657.83	4,389.40
Eccleston	1,458.32	1,701.37	1,944.41	2,187.47	2,673.57	3,159.67	3,645.78	4,374.94
Windle	1,453.33	1,695.54	1,937.76	2,179.98	2,664.42	3,148.85	3,633.30	4,359.96
Rainhill	1,457.26	1,700.12	1,942.99	2,185.87	2,671.62	3,157.36	3,643.12	4,371.74
Billinge	1,462.98	1,706.81	1,950.63	2,194.46	2,682.11	3,169.77	3,657.43	4,388.92
Seneley Green	1,478.36	1,724.75	1,971.13	2,217.53	2,710.31	3,203.09	3,695.88	4,435.06
All other parts of the council's area	1,445.03	1,685.86	1,926.69	2,167.53	2,649.20	3,130.87	3,612.55	4,335.06
Adult Social Care Precept (included above)	172.23	200.93	229.63	258.34	315.75	373.16	430.57	516.68

## 3. MERSEYSIDE RECYCLING AND WASTE AUTHORITY (MRWA)

We are the public body responsible for dealing with household waste and recycling once it's been collected from your home.

We work hard to encourage Merseyside's householders to use less in the first place and, through our 16 Household Waste Recycling Centres and District Council kerbside collections, to recycle as much as they can.

Using the latest technology we aim to make sure as much waste as possible is sustainably managed. Our Energy from

Waste facility in Wilton diverts the majority of Merseyside's non-recycled waste from landfill, whilst for most Merseyside district councils our two Materials Recovery Facilities sort and separate recycled materials where they then go on be processed into new items. This doesn't include St Helens which uses a kerbside sort collection system and has separate arrangements for recycling.

Last year, 34.7% of Merseyside's household waste was reused, recycled and composted. Recycling, alongside our

waste prevention work and involvement with community projects, can help us all contribute to cutting waste levels and fighting climate change.

You can read more about our work at [www.merseysidewda.gov.uk](http://www.merseysidewda.gov.uk)

The Levy for St Helens MBC for 2024/25 will be £9,847,536.



MERSEYSIDE RECYCLING & WASTE AUTHORITY

For more information contact:  
Merseyside Recycling and Waste Authority  
7th Floor  
No.1 Mann Island  
Liverpool  
L3 1BP  
Tel: **0151 255 1444**  
E-mail: [enquiries@merseysidewda.gov.uk](mailto:enquiries@merseysidewda.gov.uk)  
Web: [www.merseysidewda.gov.uk](http://www.merseysidewda.gov.uk)  
[www.recyclerright.org.uk](http://www.recyclerright.org.uk)  
[www.zerowastelcr.com](http://www.zerowastelcr.com)

### FINANCIAL SUMMARY

A comparison of Expenditure and Income for 2023/24 and 2024/25 is as follows.

	2023/24	2024/25
	£M	£M
<b>Total Net Expenditure</b>	82.373	84.409
<b>Contribution to Reserves</b>	0	0
<b>Total Requirement</b>	82.373	84.409
<b>Use of Reserves</b>	-3.480	-2.558
<b>Levy</b>	78.893	81.851
<b>Levy per head (Merseyside)</b>	<b>£55.43</b>	<b>£57.51</b>

## 4. ENVIRONMENT AGENCY

The Environment Agency is a levying body for its Flood and Coastal Erosion Risk Management Functions under the Flood and Water Management Act 2010 and the Environment Agency (Levies) (England and Wales) Regulations 2011.

The Environment Agency has powers in respect of flood and coastal erosion risk management for 6500 kilometres of main river and along tidal and sea defences in the area of the North West Regional Flood and Coastal Committee.

Money is spent on the construction of new flood defence schemes, the maintenance of the river system and existing flood defences together with the operation of a flood warning system and management of the risk of coastal erosion. The financial details are:

### NORTH WEST REGIONAL FLOOD AND COASTAL COMMITTEE

	2023/24 '000s	2024/25 '000s
Gross Expenditure	£104,636	£131,143
Levies Raised	£4,412	£4,544
<b>Total Council Tax Base</b>	2,248	2,278

The majority of funding for flood defence comes directly from the Department for the Environment, Food and Rural Affairs (Defra). However, under the new Partnership Funding rule not all schemes will attract full central funding. To provide local funding for local priorities and contributions for partnership funding the Regional Flood and Coastal Committees

recommend through the Environment Agency a local levy.

A change in the gross budgeted expenditure between years reflects the programme of works for both capital and revenue needed by the Regional Flood and Coastal Committee to which you contribute. The total Local Levy raised by this committee has increased by 3.0%

The total Local Levy raised has increased from £4,411,893 in 2023/24 to £4,544,250 for 2024/25.





## 5. LIVERPOOL CITY REGION - METRO MAYOR AND COMBINED AUTHORITY

Since 2014, St Helens has been a member of the Liverpool City Region. So, what does this mean for you?

It means that residents can reap the benefits of devolved, local leadership - capturing opportunities that may previously have been out of reach and accessing funding only obtainable to areas with Combined Authority status.

Steve Rotheram is the Mayor of the Liverpool City Region. Since he was elected in 2017, he has been committed to building a fairer, more equal future for the 1.6 million people who call our area home, where no one is left behind.

In what has been an incredibly challenging year for many households, Mayor Rotheram has made it his priority to ensure that families in our area feel protected from the worst impacts of the cost of living crisis.

Putting our residents first, the Mayor is **freezing the Mayoral precept for the fifth year running so that households in St Helens will continue to pay the lowest rates in the country.**

In accordance with the Liverpool City Region Combined Authority's (Finance)

Order 2017, the Mayor is seeking to set a precept for 2024/25 of £19 per Band D property. **Most council tax payers across the city region will pay a Band A Council Tax rate of £12.67 per year - around £1.05 per month.** From the Mayor's Young Person's Guarantee, which promises all of our young people a job, training or apprenticeship, to Housing First, a radical new approach to helping the homeless, we are leading the way in building a fairer, more inclusive local economy.

To date thousands of our most vulnerable families have been helped to save hundreds of pounds on their energy bills as a result of Mayor Rotheram's £105m retrofitting programme - with many families given a chance to get on the property ladder in quality, affordable homes in Moss Nook and Thatto Heath through his Brownfield Land Fund. The Mayor's interventions have created **tens of thousands of jobs and apprenticeships**, with **£53m awarded for the Parkside Interchange Project and £9m for Glass Futures**, a global centre of excellence based in St Helens.

More than **£50m has also been invested in local schools and colleges.** Hundreds of long-term unemployed people have also been supported through our Households into Work programme.

The Mayor is well on the way to building an integrated London-style public transport network that makes it cheaper, faster, cleaner and more reliable to get around - starting with the cost of a single adult bus journey being cut to just £2 until 2025 and unlimited bus travel for under 18s capped at £2.20. Liverpool City Region residents also benefit from one of the **most generous concessionary travel schemes in the country.** Residents are entitled to receive their travel passes when they turn 60 - a full seven years ahead of the national scheme. There are also discount schemes that help young people, apprentices and people with disabilities to benefit from fare reductions or to travel for free.

Last year the Mayor made the historic decision to take back control of the region's bus network, which will give local leaders greater say over fares, routes and

timetables. **St Helens will be the first in line to benefit from cheaper, more reliable services.** There has also been a multi-million pound investment in new publicly-owned hydrogen buses which will see the start of services on the 10 and 10A route - with ambitious plans for further investment in a net-zero fleet. A total of **£60m has been awarded to improve Newton-le-Willows and Lea Green stations**, with £70m invested in active travel infrastructure across the region - including the new CYCLOPS junction in Lea Green. Ensuring the next generation inherits a greener, cleaner Liverpool City Region is a key priority for the Mayor - under his plans, we will hit net zero carbon by 2040 at the latest, at least a decade before national government targets. Our pioneering work on Mersey Tidal Power, which has the potential to generate enough renewable energy to power 1m homes and create thousands of local jobs and training opportunities, will have a big role to play in helping our city region hit its targets.



**Steve Rotheram**  
Mayor of the  
Liverpool City Region



**METROMAYOR**  
LIVERPOOL CITY REGION

2023/24 £'000		2024/25 £'000
231,186	Gross Expenditure	241,908
(116,655)	Income and Specific Grants	(121,817)
(102,283)	Income from Levy	(105,300)
(4,190)	Contributions from Reserves	(6,694)
<b>8,058</b>	<b>Council Tax Requirement</b>	<b>8,098</b>
424,133	Tax Base	426,235
<b>£19.00</b>	<b>Band D Equivalent</b>	<b>£19.00</b>

The movement in the gross expenditure budget is detailed below.

	£'000
<b>Gross Expenditure 2023/24</b>	<b>231,186</b>
Net Change in Revenue Grant Funded Activity	5,499
Increase in Net Debt Servicing Cost 2024/25	1,832
Removal of 2023/24 specific items	(638)
Employee Related Costs	3,396
Non - Pay Inflationary Increases	4,170
Additional Net Savings	(3,535)
<b>Gross Expenditure 2024/25</b>	<b>241,908</b>

For more information, visit: [www.liverpoolcityregion-ca.gov.uk](http://www.liverpoolcityregion-ca.gov.uk)



## Transport Funding

The Liverpool City Region Combined Authority's (LCRCA) transport responsibilities are funded through transport levies across each of the six councils. This funds concessionary travel, subsidised bus services, the Mersey Ferries and a range of other services.

The transport levy 2024/25 for each of the Merseyside Councils within the LCRCA is:

	Transport Levy 2023/24 £'000	Transport Levy 2024/25 £'000
Knowsley	11,138	11,471
Liverpool	34,821	36,276
Sefton	20,102	20,518
St Helens	13,180	13,486
Wirral	23,042	23,548
<b>Total</b>	<b>102,283</b>	<b>105,300</b>

Please note that, for historical and legal reasons, Halton Borough Council currently provide transport activities directly within the boundaries of the borough of Halton.

The orders that created the Combined Authority allowed for a differential levy recognising that Halton Borough Council remains responsible for transport in the Halton area, whereas the other areas of the Combined Authority remain the responsibility of Merseytravel. This levy will be £3.397m for 2024/25.



**Mayor Steve Rotheram**

Mayor of the Liverpool City Region



**Mr John Fogarty, B.A. Hons, C.P.F.A.**

Executive Director of Corporate Services:  
Liverpool City Region Combined Authority





## 6. THE POLICE AND CRIME COMMISSIONER FOR MERSEYSIDE

Setting a balanced budget is one of my most important responsibilities. It is my job to ensure Merseyside Police has the money it needs to keep our communities safe and is in the strongest possible position for the year ahead.

The financial position of Merseyside Police remains extremely challenging and has again required careful financial planning and some difficult decisions to be made

to balance the budget, whilst protecting our police service. While I was extremely reluctant to ask taxpayers to contribute a little extra to support the police service, I am grateful to have had the unanimous support of the body which scrutinises my work, the Police and Crime Panel to increase the Council Tax precept. Even with increasing the Council Tax precept there continues to be a significant budget gap.

### HOW THE MONEY IS SPENT

DESCRIPTION	2023/24 £m	2024/25 £m
Police Officer Pay	195.914	221.466
Police Pensions	58.073	69.219
Police Staff Pay	83.984	92.411
Police Staff Pensions	11.200	14.611
Office of the Police & Crime Commissioner	1.539	1.650
PCC Controlled Expenditure	9.831	12.184
Other	72.582	60.721
<b>Gross Expenditure</b>	<b>433.123</b>	<b>472.262</b>

### HOW OUR SPENDING HAS CHANGED:

GROSS EXPENDITURE 2023/24	£m 433.123
Allowance for Pay Inflation	16.370
Full Year Effect of 2023 pay award above original budget	8.750
Allowance for Price Inflation	1.980
Impact of Price Inflation above 2023/24 Budget	0.407
Net Committed Growth (Savings)	2.407
Additional Police Pension Costs	9.225
<b>GROSS EXPENDITURE 2024/25</b>	<b>472.262</b>

To bridge this gap, the Chief Constable has agreed to make savings and I plan to utilise reserves and one-off funding to balance the remaining budget. Setting a balanced budget in this way will protect the police service during 2024/25, ensuring that police officer numbers are protected. Despite all of this, further savings will need to be made in future years if additional funding cannot be secured.

Despite protecting police officer numbers, Merseyside Police is still 450 officers short of the number it had in 2010, before the Government's austerity programme. I am focused on doing everything possible to help protect Merseyside Police and to get it back to its former strength.

I promise I will continue to lobby Ministers at every chance I get to provide the funding for those missing officers.

I have already secured nearly £11m of extra funding for the year ahead to support victims of crime, to assist Merseyside Police in reducing Anti-Social Behaviour in hotspots in our region, to continue the important work of the Merseyside Violence Reduction Partnership and to deliver Safer Street projects in Liverpool, St Helens, and Prescot Town Centres in partnership with the Local Authorities. I will continue this work to secure extra funding and grants for our region wherever possible. I will also hold the Chief Constable to account to ensure we maximise every penny of the budget delivering on the shared priorities set out in my Police and Crime Plan to keep you safe.

**Thank you for playing a vital role in helping us to protect our police service.**

### WHERE THE MONEY COMES FROM

SOURCE	2023/24 £m	2024/25 £m
Police General Grant	(287.568)	(304.702)
Council Tax Grants	(15.641)	(15.641)
Council Tax Requirement	(97.737)	(103.292)
Collection Fund Deficit / (Surplus)	(0.368)	0.180
Specific Government Grants	(23.433)	(42.249)
Income	(3.172)	(3.133)
Net Contribution to/(from) Reserves	(5.204)	(3.425)
<b>Total Funding</b>	<b>(433.123)</b>	<b>(472.262)</b>



**Emily Spurrell**  
**Police and Crime Commissioner for Merseyside**

Office of the Police and Crime Commissioner for Merseyside  
Mather Avenue Training Centre, 224 Mather Avenue, Liverpool  
L18 9TG

Tel: 0151 777 5155

Email: [info@merseysidepcc.info](mailto:info@merseysidepcc.info)

[www.merseysidepcc.info](http://www.merseysidepcc.info)



# THE POLICE AND CRIME COMMISSIONER FOR MERSEYSIDE

WHY HAS COUNCIL TAX CHANGED?	
	£m
<b>Council Tax Requirement 2023/24</b>	<b>(97.737)</b>
Increase in tax base	(0.487)
Increase in Band D Equivalent	(5.068)
<b>Council Tax Requirement 2024/25</b>	<b>(103.292)</b>

2023/24		2024/25		INCREASE
<b>387,892</b>	<b>Tax base (Band D equivalent properties)</b>	<b>389,826</b>		<b>1,934</b>
£251.97	Band D Equivalent Charge	£264.97		£13.00

## YOUR CONTRIBUTION 2024/25:

Tax Band A*	£176.65	*majority of taxpayers on Merseyside
Tax Band B	£206.09	
Tax Band C	£235.53	
Tax Band D	£264.97	
Tax Band E	£323.85	
Tax Band F	£382.73	
Tax Band G	£441.62	
Tax Band H	£529.94	

## INCREASE FROM 2023/24:

£8.67
£10.11
£11.56
£13.00
£15.89
£18.77
£21.67
£26.00



## 7. MERSEYSIDE FIRE AND RESCUE AUTHORITY

### Precept Information 2024/25

Merseyside Fire and Rescue Authority has again been judged as 'Outstanding' in its use of resources by His Majesty's Inspectorate of Constabulary and Fire and Rescue Services (HMICFRS) in 2023. Once again, the Authority has set its budget in response to all foreseeable risk from fire and other emergencies, particularly the Service's ability to respond to large, complex and/or protracted incidents. The Authority's budget will also enhance its protection (fire safety) services in the light of the Grenfell Tower fire, and towards those most at risk to fire through its 'Outstanding' prevention activity.

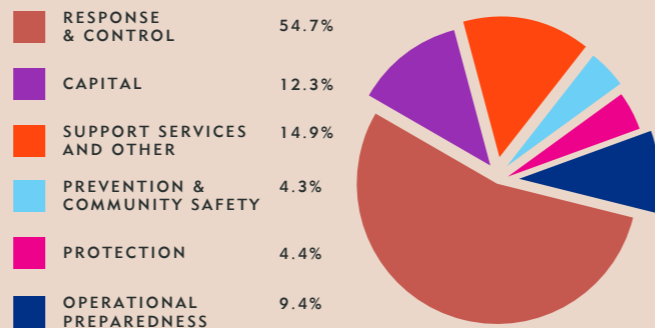
The Authority has delivered significant re-investment into the frontline since 2018, secured through prudent financial management and by staffing its fire stations to meet demand. In its Community Risk Management Plan for 2024/27, the Authority is proposing to invest in the Service again in 2024/25 which will result in further increases in fire engine availability from 32 to 34, along with technical developments that improve response times, increase investment in specialist clothing, training and equipment and enhancements in areas directly related to firefighter safety. The Authority's capital programme means we can invest £36m in the Service's infrastructure by 2028/29, and this will ensure firefighters have the best equipment to respond to a variety of risks to keep Merseyside communities safe.

The ongoing investment the Authority has made in the Service and the benefits this brings to Merseyside communities, were reflected in the last HMICFRS inspection report. The Service was congratulated on its performance in keeping people safe and secure from fire and other risks. HMICFRS graded the

Service as 'outstanding' in three areas, 'good' in five areas and 'adequate' in three areas. Meaning it is currently the highest performing fire & rescue service in England.

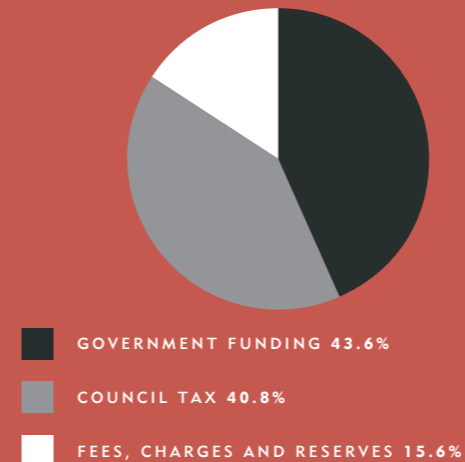
### How The Money Is Spent

Approximately 72.8% of the Authority's 2024/25 budget remains committed to delivering emergency response; plus services that help us prevent and prepare for emergencies and carry out our legal responsibilities relating to fire safety. We also know through consultation, that the public support our priorities. The costs associated with funding capital investment account for 12.3% of the Authority's budget and this relates to investment in frontline activities such as fire stations, fire engines and operational equipment. The remaining 14.9% is spent on support services, of which a significant proportion relates to essential frontline service support such as insurance of vehicles and premises, the vehicle maintenance workshop, and ICT costs.



### How We Are Funded

The Authority's 2024/25 Gross Budget is £87.9m and the graph below outlines how this is funded.



The Authority set a Council Tax requirement of £35.571m for 2024/25 and a Council Tax for a Band D property of £91.25, a 2.98% increase on the 2023/24 figure of £88.61.

By increasing the council tax charge, it allows the Authority to maintain the investment in frontline services and fund the further investment planned in 2024/25. Most council taxpayers in Merseyside will pay Band A Council Tax of £60.83 about 17p per day towards their Fire and Rescue Service.

The Authority has issued a precept on the five Merseyside District Councils of **£35.571m**, St Helens' contribution to

### COUNCIL TAX CHARGE

The Council Tax for a Band D property has been set at:

	£M	COUNCIL TAX FOR A BAND D PROPERTY
<b>Gross Budget</b>	<b>87.922</b>	
Income & Specific Grants	(14.163)	
Net Movement on Reserves	0.432	
<b>Net Budget Requirement</b>	<b>74.191</b>	
Government Settlement Funding (less Local Business Rates Adjustment)	(38.326)	
Council Tax/Business Rates Collection Fund Surplus	(0.294)	
<b>Council Tax Requirement</b>	<b>35.571</b>	
<b>Tax Base</b>		<b>389,826.08</b>
<b>Band D Equivalent</b>		<b>£91.25</b>

expenditure financed by precept is **£4.878m**, which represents **13.71%** of the total precept.

### Contact Us

Mike Rea, B.A. (Hons), ACMA.  
 Director of Finance and Procurement  
 Merseyside Fire and Rescue Authority  
 Fire and Rescue Service Headquarters, Bridle Road, Bootle,  
 Liverpool, L30 4YD  
 Email: mikerea@merseyfire.gov.uk



## 8. HELP & SUPPORT

### HELP KEEP COUNCIL COSTS DOWN



#### Manage your Council Tax online

Sign up for e-billing and help the council cut down on costly paperwork, visit: [www.sthelens.gov.uk/counciltax](http://www.sthelens.gov.uk/counciltax)



#### Contact the council and make payments online

Online transactions are more efficient and cost effective for the council. The self-service section of our website is available for fast and easy access to council services, visit: [www.sthelens.gov.uk/pay](http://www.sthelens.gov.uk/pay)



#### Recycle more

Recycling helps protect our environment and reduces costs. Find out more on: [www.sthelens.gov.uk/recycling](http://www.sthelens.gov.uk/recycling)

### WAYS WE CAN HELP



#### Work and Employment

If you are currently unemployed and would like advice or support about getting back into work. Please visit: [www.sthelens.gov.uk/waystowork](http://www.sthelens.gov.uk/waystowork) or call the 'Ways to Work' team on: **01744 676131**.



#### Money Advice

If you are having problems paying your Council Tax contact us immediately. Please visit: [www.sthelens.gov.uk/counciltaxadvice](http://www.sthelens.gov.uk/counciltaxadvice) or call us on: **01744 675255**.



#### Welfare Assistance Scheme

Find out what financial assistance and other support is available to help with the cost of living, at: [www.sthelens.gov.uk/sthelenstogether](http://www.sthelens.gov.uk/sthelenstogether)



#### Reduce Your Bill

You could be eligible for help towards the cost of your Council Tax. For more information about the Council Tax Reduction scheme or other Council Tax discounts, exemptions and reliefs, please visit: [www.sthelens.gov.uk/Reduce-your-bill](http://www.sthelens.gov.uk/Reduce-your-bill)



#### Energy Savings

Our Affordable Warmth team can help reduce your energy usage and save on your gas and electricity bills. Find out more at: [www.sthelens.gov.uk/saveenergy](http://www.sthelens.gov.uk/saveenergy)

## JOIN IN THE CONVERSATION



search 'St Helens Borough Council'



search 'St Helens Borough Council'



@sthelenscouncil



**ST HELENS**  
BOROUGH COUNCIL

#### Customer Service Hub

Town Hall  
Victoria Square  
St Helens  
WA10 1HP

**Tel:** 01744 676789

→ [www.sthelens.gov.uk/contactus](http://www.sthelens.gov.uk/contactus)

Please contact us to request translation of Council information into Braille, audio tape or a foreign language.

[thedesignstudio@sthelens.gov.uk](mailto:thedesignstudio@sthelens.gov.uk)